

SSSR1-HD Electrical Enclosure IP-SSSR606030-HD

STAINLESS STEEL | SLOPING ROOF | IP66

600H x 600W x 300D

IP Enclosures SSSR1-HD range of stainless steel heavy duty sloping electrical enclosures are designed to house a variety of electrical switch and control equipment in extreme environments while preventing build up of dust, debris and waste material on the enclosure and buttons.

Protection: IP66 IK10, NEMA 4x

Standard: IEC62208, IEC/EN/AS60529, RoHS



Material:

- Body: 2mm Grade 316/316L Stainless Steel
- Door: 2mm Grade 316/316L Stainless Steel
- Device Mounting Plate: 1.5mm galvanised steel sheet
- Seal: Polyurethane. UL listed.

Surface Finish: 0.4 micron Ra surface brushed finish

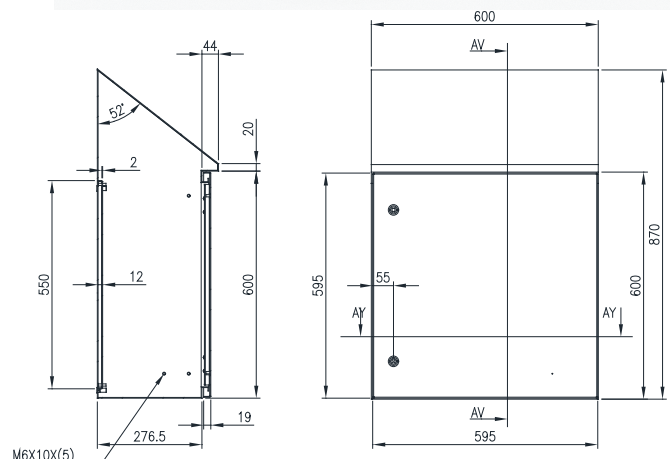
Body: The robust monoblock body with sloping roof is fabricated using 2mm Grade 316/316L Stainless Steel. Flat face sealing surfaces are provided to increase seal life. Pre-fitted blind nutserts are incorporated to accommodate mounting and accessories. The roof consists of a 38° sloped roof design that protrudes past pushbuttons.

Door: The robust surface mounted door is fabricated using 2mm Grade 316/316L Stainless Steel and incorporates concealed removable hinges with captive pins. The door is designed for a 110° opening. Each door contains cable management rails, an M6 earth stud and a high quality machine-applied foamed in place (FIP) Polyurethane seal.

Seal: A high quality machine-applied full perimeter UL listed Polyurethane seal foamed in place (FIP) provides excellent sealing over a long life. Temperature resistance -40°C to 80°C (160°C short term loading).

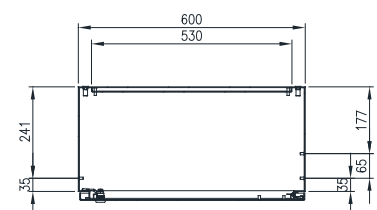
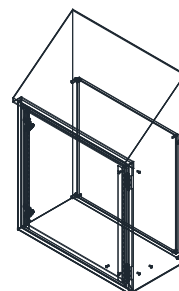
Lock: 316ss 8mm square drive quarter turn lock with key.

Device Mounting Plate: 1.5mm galvanised steel sheet. Powder coated RAL9016 White.



SECTION AV-AV

FRONT VIEW



SECTION AY-AY

