

SSSR1 Electrical Enclosure IP-SSSR604025

STAINLESS STEEL | SLOPING ROOF | IP66

600H x 400W x 250D

IP Enclosures SSSR Range of grade 316/316L Stainless Steel 30° sloping roof electrical enclosures are suitable for general industrial applications.

Protection: Complies with IP66 IK10, NEMA 4x (Independent accredited test laboratory)

Standard: IEC62208, IEC/EN/AS60529 (IEC/EN/AS61439 Compliant, Optional UL508A)



Material:

- Body: 1.5mm Grade 316/316L Stainless Steel
- Door: 1.5mm Grade 316/316L Stainless Steel
- Device Mounting Plate: 1.5mm galvanised steel sheet
- Seal: Polyurethane

Surface Finish: 0.4 micron Ra surface brushed finish

Body: The robust monoblock body with 30° sloping roof is fabricated using 1.5mm Grade 316/316L Stainless Steel. Flat face sealing surfaces are provided to increase seal life. Pre-fitted blind nutserts are incorporated to accommodate mounts and accessory fasteners to eliminate drilling and retain IP rating. The roof consist of a 30° sloped roof design that protrudes past the seal, flush with the front of the door face. Integral device plate mounts and M6 earth stud is provided.

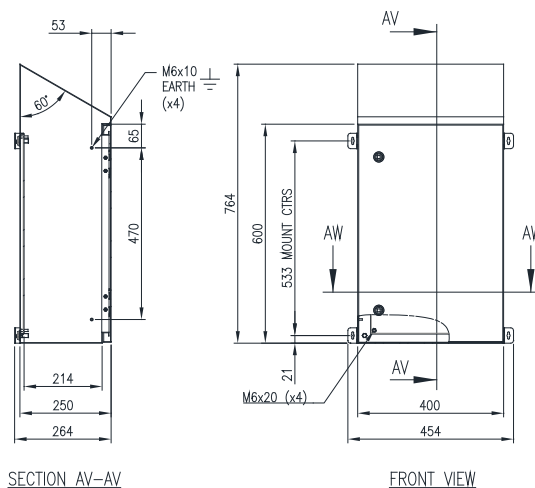
Door: The robust surface mounted door is fabricated using 1.5mm Grade 316/316L Stainless Steel and incorporates concealed removable hinges with captive pins. The door is designed for a 110° opening. Each door contains integral cable management rail studs, M6 earth stud.

Seal: A high quality machine-applied continuous foamed in place (FIP) Polyurethane seal provides excellent sealing over a long life.

Lock: SS 8mm square drive quarter turn lock with key.

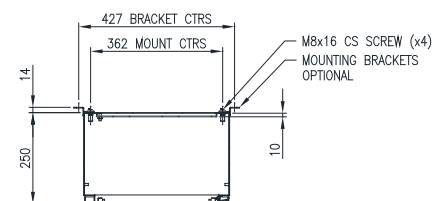
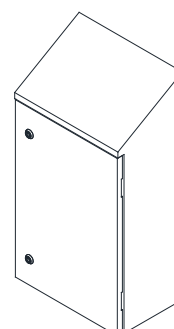
Device Mounting Plate: The device mounting plate is fabricated using 1.5mm galvanised steel sheet, pressed to provide additional strength and supplied pre-fitted into enclosure as standard.

Mass: 18.30kg



SECTION AV-AV

FRONT VIEW



SECTION AW-AW

