

SSR1-HD Electrical Enclosure IP-SSR404020-HD-OR

STEEL | SLOPING ROOF | IP66

400H x 400W x 200D

IP Enclosures SSR1-HD range of steel sloping roof electrical enclosures are designed to house a variety of electrical switch and control equipment in extreme environments while preventing build up of dust, debris, and waste material on the enclosure and buttons.

Protection: IP66 IK10, NEMA 4

Standard: IEC62208, IEC/EN/AS60529, RoHS



Material:

- Body: 2.0mm Galvanised Steel Sheet
- Door: 2.0mm Galvanised Steel Sheet
- Device Mounting Plate: 1.5mm Galvanised Steel Sheet
- Seal: Polyurethane. UL listed.

Body: The robust monoblock body with sloping roof is fabricated using 2.0mm galvanised steel sheet. Flat face sealing surfaces are provided to increase seal life. Pre-fitted blind nuts are incorporated to accommodate mounting. The roof consists of a 38° sloped roof design that protrudes past pushbuttons. Integral device plate mounts and M6 earth stud is provided.

Door: The robust surface mounted door is fabricated using 2.0mm galvanised steel sheet and incorporates concealed removable hinges with captive pins. The door is designed for a 110° opening. Each door contains cable management rails, an M6 earth stud and a high quality machine-applied foamed in place (FIP) Polyurethane seal.

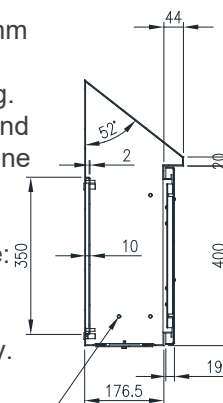
Seal: UL listed Polyurethane seal (FIP). Temperature resistance: -40°C to 80°C.

Lock: Chrome 5.0mm double bit insert quarter turn lock with key.

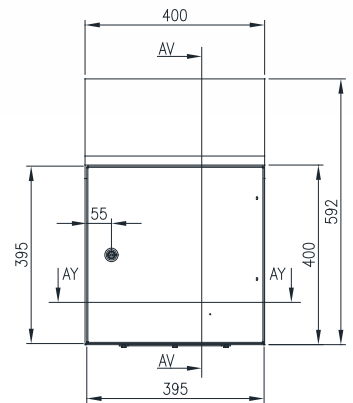
Device Mounting Plate: 1.5mm galvanised steel sheet. Powder-coated RAL9016 White.

M6X10X(5)

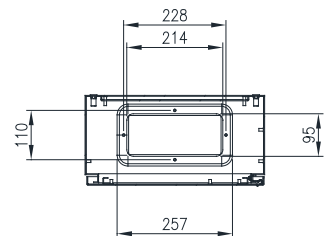
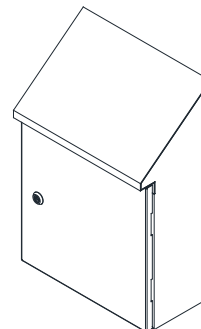
Surface Treatment: Powder-coated 80-120 micron average thickness smooth finish.



SECTION AV-AV



FRONT VIEW



SECTION AY-AY