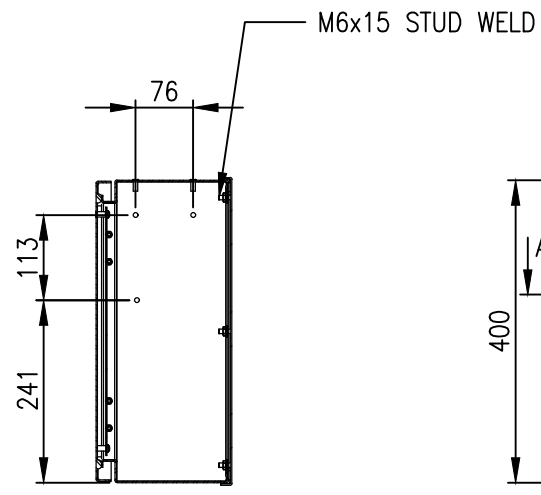


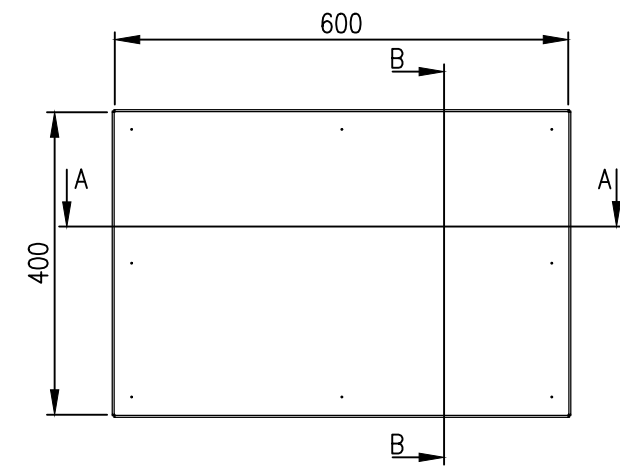
TOP VIEW



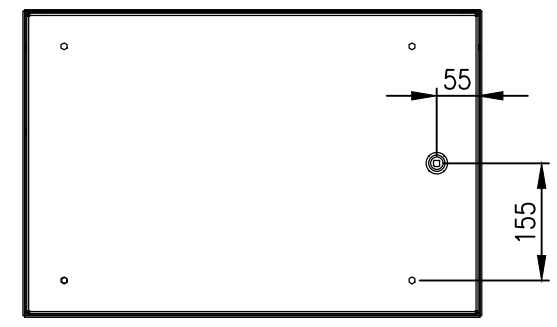
SECTION A-A




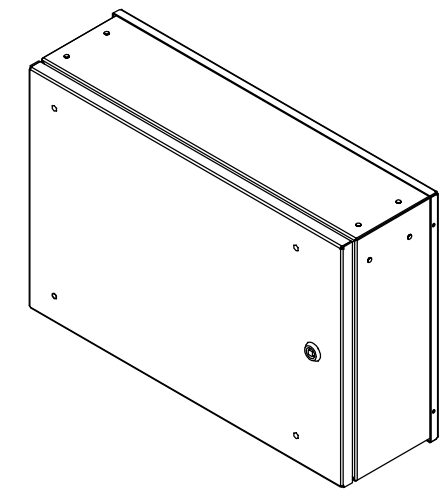
SECTION B-B



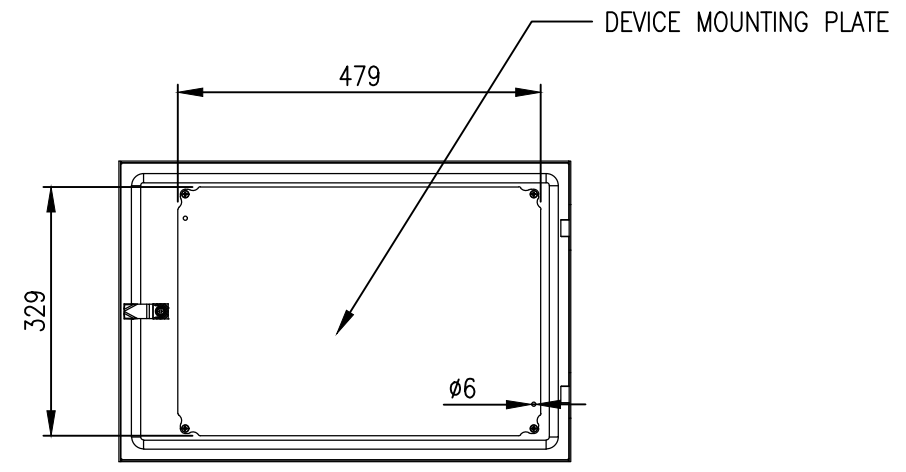
FRONT VIEW



REAR VIEW



BOTTOM VIEW



REAR-DOOR INTERIOR VIEW

MATERIAL:
ENCLOSURE BODY: 2.0mm 316 STAINLESS STEEL
ENCLOSURE DOOR: 316 STAINLESS STEEL
ENCLOSURE FRONT PANEL: 316 STAINLESS STEEL
ENCLOSURE SEAL: POLYURETHANE

PROTECTION: IP66
STANDARD: AS/EN/IEC60529

© IP ENCLOSURES 2022.
THIS DRAWING SHALL NOT BE COPIED OR REPRODUCED WITHOUT
AUTHORISATION FROM IP ENCLOSURES.
www.ipenclosures.com.au

Itemref	Quantity	Title/Name, designation, material, dimension etc	Article No./Reference
Designed by IP	Checked by IP	Approved by - date 15/08/22	Filename IP-SSHMI406015
		Date 15/08/22	Scale 1:10
			400Hx600Wx150D 316SS HMI ENCLOSURE
IP-SSHMI406015			Edition 0
			Sheet 1/1