

MF1S Modular Floor Standing

IP-MFS2026060-KIT

STEEL | SINGLE DOOR | IP55 IK10

2020H x 600W x 600D

The IP Enclosures MF1S range of powder-coated galvanised steel Modular Floor Standing Electrical Cabinets for low voltage switchgear and controlgear assemblies are suitable for general industrial applications.

Protection: IP55 IK10

Standards (& Conformities): IEC/EN 60529, IEC/EN 62208, IEC/EN 61439, RoHS



Material:

- Main Frame: 2.0mm Galvanised Steel W Profile System
- Side, Rear, & Roof Panels: 1.2mm Powder-Coated Galvanised Steel Sheet
- Front Door: 2.0mm Powder-Coated Galvanised Steel Sheet
- Mounting Plates: 2.0mm Galvanised Steel Sheet
- Seal: EPDM

Enclosure Main Frame: The robust modular main structure is fabricated using 2.0mm galvanised steel sheet W Profile system with 20mm hole pattern.

Enclosure Door: The robust door is fabricated using 2.0mm powder coated galvanised steel sheet and incorporates four concealed hinges. The door is designed for a 135° opening. Each door contains earth studs and an A4 document pocket.

Enclosure Side, Rear and Roof Panels: Removable panels are fabricated using 1.2mm powder coated galvanised steel sheet.

Enclosure Base: 100mm high base.

Door Seal: High quality EPDM replaceable door seal.

Enclosure Lock: 4 point locking system with key-lock swing handle.

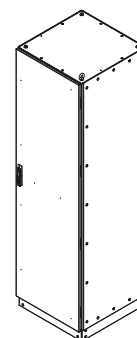

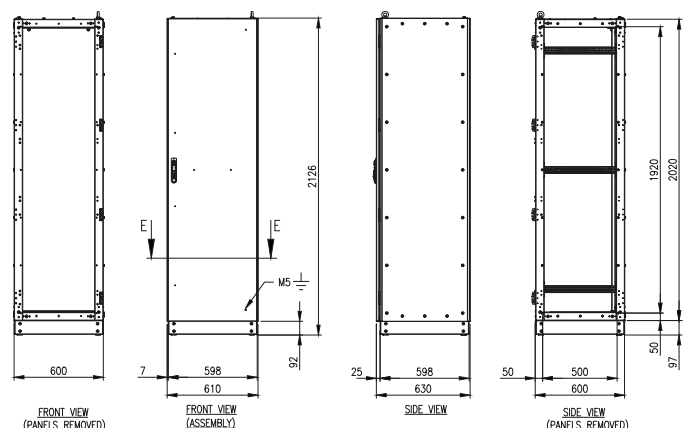
Device Mounting Plate: The device mounting plate is fabricated using 2.0mm mm galvanised steel sheet, pressed to provide additional strength.

Earthing: All panels are earthed to provide earthing continuity.

Surface Treatment: UL approved AkzoNobel epoxy polyester powder coated with a textured finish. 80-120 micron average thickness.

- **Standard Colour:** RAL7035 (*Other colours available upon request*)
- **Colour of Base:** RAL9005 (*Other colours available upon request*)

Mass: 136.0Kg.



MF1S Modular Floor Standing

IP-MFS2026060-KIT

STEEL | SINGLE DOOR | IP55 IK10

2020H x 600W x 600D

ACCESSORIES:

Part Number	Description
IP-MFSID20260	Steel Inner Door (To suit Electrical Cabinet 2020mmH x 600mmW); Powder-Coated
IP-MFS19R202	19" Data Rack Rail Kit to suit 2020H Electrical Cabinet
IP-SHL6060	600mmW x 600mmD Shelf System for Electrical Cabinet; Shelf Rating: 50Kg.
IP-CPP2020	2020mm High Cover Brackets (To suit 2020mmH Cabinet)
IP-CP1660; IP-CP2460; IP-CP3260; IP-CP4060; IP-CP4860; IP-CP5660; IP-CP6460	160mm High Cover Plate; 240mm High Cover Plate; 320mm High Cover Plate; 400mm High Cover Plate; 480mm High Cover Plate; 560mm High Cover Plate; 640mm High Cover Plate (To suit 600mm Wide Cabinet)
IP-CPMCB1660	160mm High Cover Plate with MCB Cutouts (To suit 600mm Wide Cabinet)
IP-MP160600; IP-MP240600; IP-MP320600; IP-MP400600; IP-MP560600; IP-MP640600; IP-MP720600	160mm High Partial Mounting Plate; 240mm High Partial Mounting Plate; 320mm High Partial Mounting Plate; 400mm High Partial Mounting Plate; 560mm High Partial Mounting Plate; 640mm High Partial Mounting Plate; 720mm High Partial Mounting Plate (To suit 600mm Wide Cabinet)
IP-MPB400-KIT; IP-MPB600-KIT	400mm High Partial Mounting Plate Bracket Kit; 600mm High Partial Mounting Plate Bracket Kit (Note that several Mounting Plates can be attached to 1xBracket Kit providing the total height of Mounting Plate does not exceed height of Bracket Kit.)
IP-DS600-KIT	600mm Depth Slide Kit
IP-MFSBAYFP2020	Baying Filler Plate to suit 2020H Mounting Plates
IP-MFSBAYKIT	Baying Kit to suit Electrical Cabinets

CERTIFICATES:

IEC 60529 Degrees of protection provided by enclosures: Certificate AB-0386-T 1902.14 01/00
IEC/EN 62208 Empty Enclosures for low-voltage switchgear and controlgear assemblies: Certificate 0366932-TSE-01/01
IEC/EN61439-1, 61439-2 low voltage switchgear and controlgear assemblies: Certificate 0406176-TSE-02/01
CE Certificate of Compliance: Certificate SZT-24 MA 33485-1
UKCA Certificate of Compliance: Certificate SZU-22 MA 19560-1

IEC/EN 61439 Certified Test Ratings:

Rated Voltage:	400 V AC
Rated Insulation Voltage:	690 V
Rated Impulse Withstand Voltage:	8 kV
Rated Current:	630A - 1600A – 4000A
Main Circuit Short-Time Current Withstand:	30kA/1sec – 40kA/1sec – 60kA/1sec
Distribution Circuit Short-Time Current Withstand:	25kA/1sec – 36kA/1sec – 50kA/1sec
Auxilliary Circuit Short-Time Current Withstand:	– – 30kA – 40kA/1sec – 36kA/1sec
Neutral Circuit Short-Time Current Withstand:	– – 25kA/1sec – 36kA/1sec
Protection Circuit Short-Time Current Withstand:	18kA/1sec – 25kA/1sec – 36kA/1sec
Rated Conditional Short Circuit Current:	36kA/630A, 30kA/400A – 45kA/1600A, 36kA/1250A, 36kA/1000A – 65kA/4000A, 55kA/3200A, 45kA/2500A, 40kA/2000A
Rated Frequency:	50Hz

Products are manufactured to Quality, Safety and Environmental Standards.

WARRANTY: 5 years.