

STEEL

1000H x 600W x 450D

IP Enclosures Consoles are designed to provide a safe ergonomic housing for electrical equipment and operator controls. Consoles are constructed from a durable steel to protect against damage from impact, corrosion, and harsh environments. They are available in a variety of sizes to accommodate a wide range of equipment and controls.

Material:

- Body: 1.5mm galvanised steel sheet (up to 700x500x250)
- Door: 1.5mm galvanised steel sheet
- Device Mounting Plate: 1.5mm galvanised steel sheet
- Seal: Polyurethane

Body: The robust monoblock body is fabricated using 1.5mm galvanised steel sheet. Flat face sealing surfaces are provided to increase seal life. Integral device plate mounts and M6 earth studs are provided. Cutting, pressing and full continuous seam welding using precision automated manufacturing equipment ensures accuracy and consistent high quality.

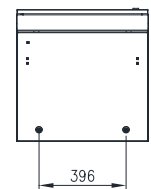
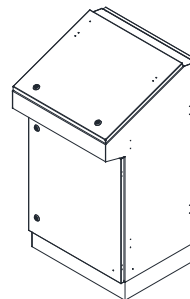
Door: The robust surface mounted door is fabricated using 1.5mm galvanised steel sheet and incorporates concealed removable hinge with captive pins. The door is designed for a 110° opening. Each door contains cable management rails, an M6 earth stud and a high quality machine-applied foamed in place (FIP) Polyurethane seal. A plan pocket is provided.

Seal: A high quality machine-applied full perimeter UL listed Polyurethane seal foamed in place (FIP) provides excellent sealing over a long life. Temperature resistance -40°C to 80°C (160°C short term loading).

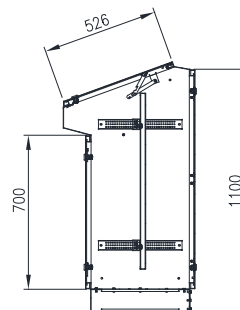
Lock: Chrome 5mm double bit insert quarter turn locks with key.

Device Mounting Plate: The device mounting plate is 1.5mm galvanised steel sheet. It is pressed to provide strength. It is pre-fitted into the enclosure as standard.

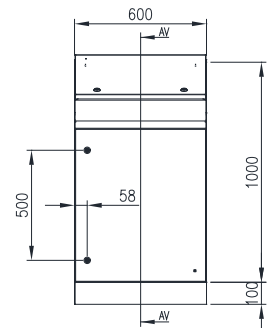
Surface Treatment: UL approved epoxy polyester powder-coated with a textured finish. 80-120 micron average thickness. Colour RAL7035.



TOP VIEW



SECTION AV-AV



FRONT VIEW