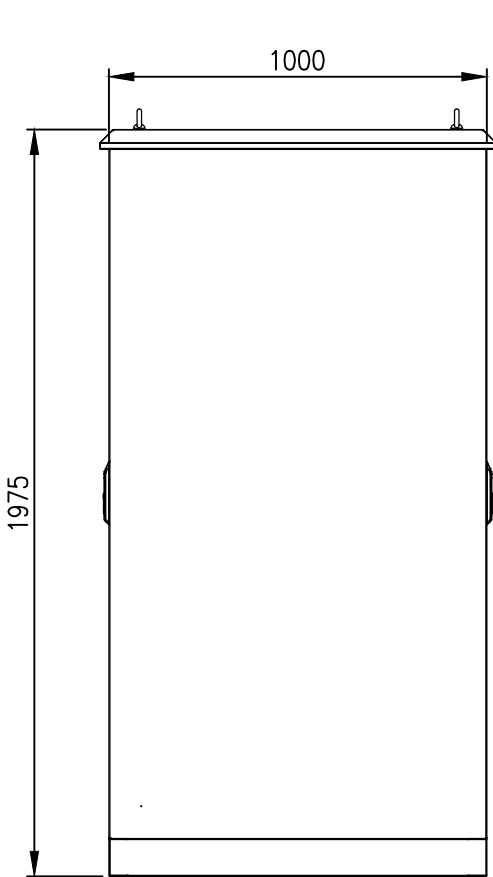
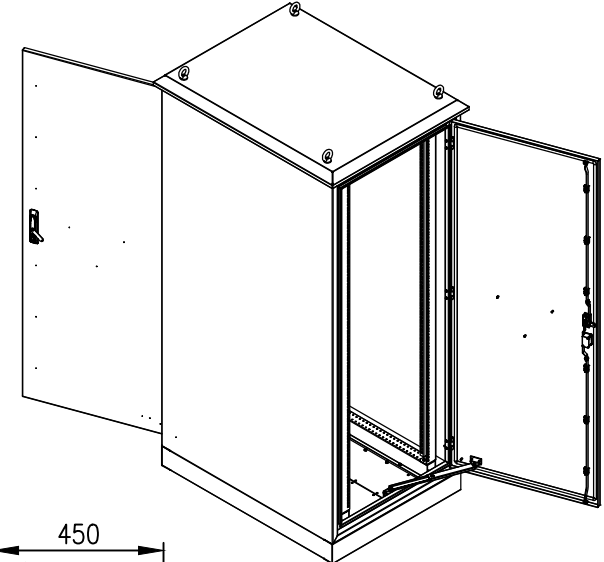
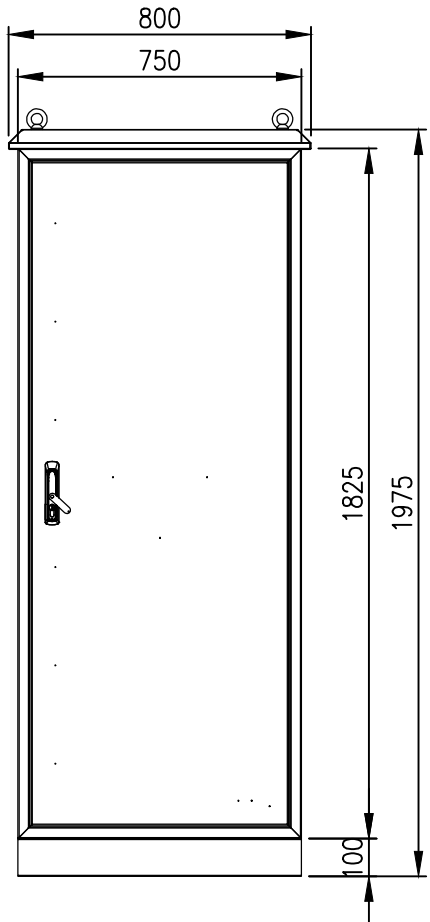


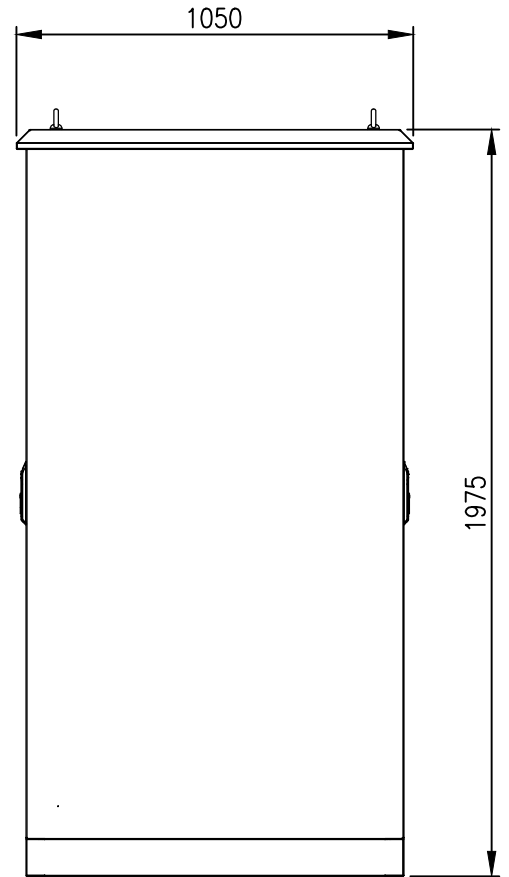
TOP VIEW



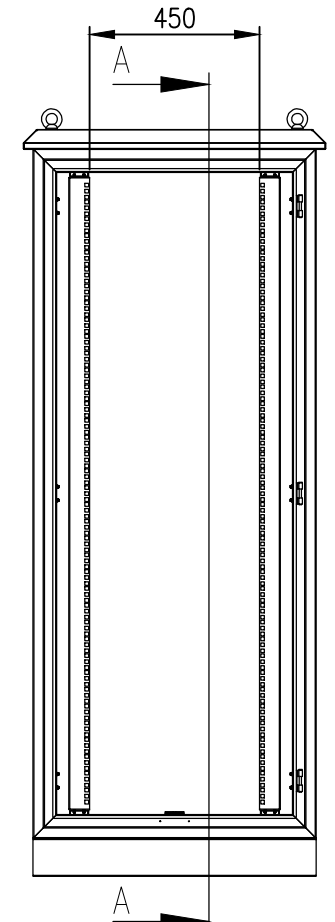
LEFT SIDE VIEW



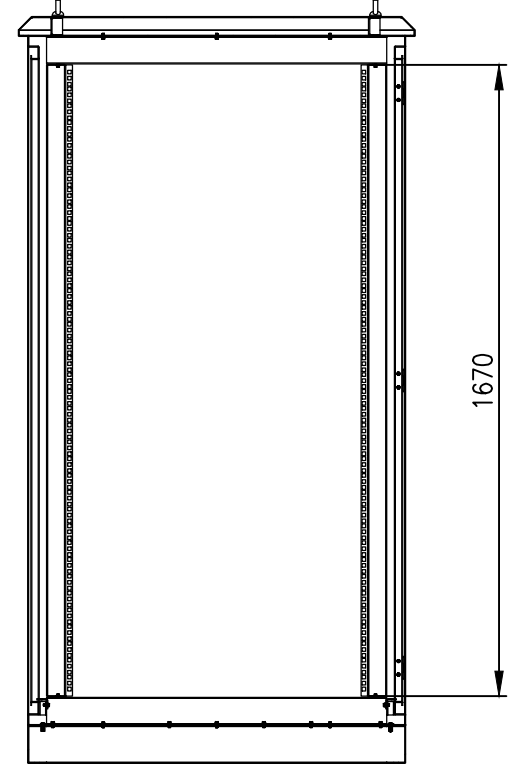
FRONT VIEW



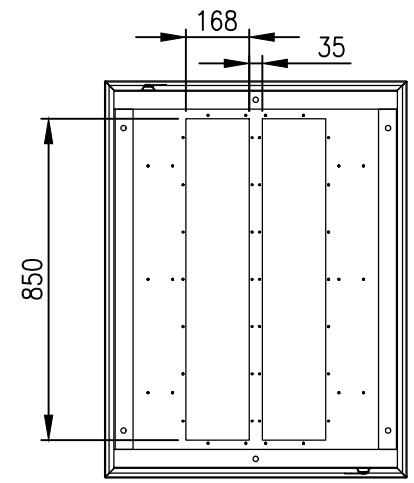
RIGHT SIDE VIEW



FRONT INTERIOR VIEW
(DOOR REMOVED)



SECTION A-A



BOTTOM VIEW

MATERIAL
 BODY AND PLINTH: 2.0mm GALVANISED STEEL SHEET
 DOORS: 2.0mm GALVANISED STEEL SHEET
 19" DATA RAILS: 1.5mm GALVANISED STEEL SHEET
 SEAL: POLYURETHANE
 SURFACE TREATMENT: POWDER-COATED 80-120micron
 COLOUR: T33 SMOKE BLUE, SMOOTH FINISH

PROTECTION: IP66
 STANDARD: IEC62208, IEC/EN/AS60529, EIA-310D

© IP ENCLOSURES 2023.
 THIS DRAWING SHALL NOT BE COPIED OR REPRODUCED
 WITHOUT AUTHORISATION FROM IP ENCLOSURES.
 www.ipenclosures.com.au

Itemref	Quantity	Title/Name, designation, material, dimension etc			Article No./Reference	
Designed by IP	Checked by IP	Approved by - date 14/02/23	Filename IP-19775100-0-T33	Date 14/02/23	Scale 1:20	
			36RU CABINET 1975x750x1000 (NO VENTS)			
			IP-19775100-0-T33		Edition 0	Sheet 1/1